



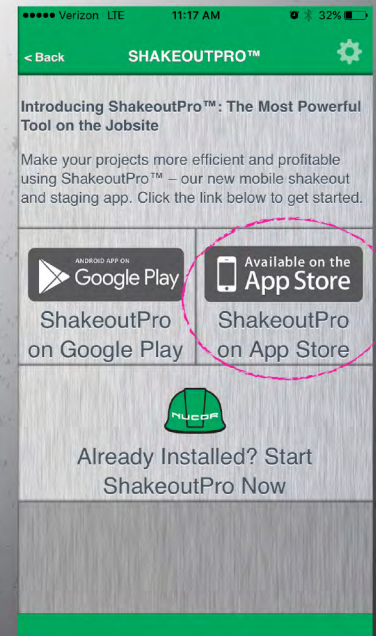



LAUNCH SHAKEOUTPRO™ FROM THE NBS MOBILE TOOLBOX APP



As an Authorized Nucor Builder, use the NBS Toolbox app as the fastest way to access ShakeoutPro. If you already have the Toolbox App installed, follow the simple steps below. If you do not have Toolbox on your mobile device refer to the Toolbox Installation Instructions at www.nucorbuildingsystems.com/toolbox.

1. Launch the **NBS Mobile Toolbox App** from your Home screen.
2. Tap on the **ShakeoutPro** icon.
3. Choose the **App Store** option to install the **ShakeoutPro** app.
4. Tap on the **Get** button.
5. Enter your **Apple ID password** or **Touch ID** to install.
6. You can now access **ShakeoutPro** from the **NBS Mobile Toolbox**!



You have now installed ShakeoutPro so you can access it anytime using the Mobile Toolbox app.

To learn more visit us online:
WWW.NUCORBUILDINGSYSTEMS.COM/SHAKEOUTPRO